SunLED

Optoelectronic Components Catalogue

2017-2018

GUARANTEED TO SHINE

TS16949 Automotive • ISO9001 Quality • ISO14001 Environmental

Part Number	Chip Structure (Emitted Color)	λpeak (nm)	Intensity(mcd) I_F=20mA,10mA*		Viewing Angle 2θ1/2	Lens
			Min.	Typ.		

1.8mm

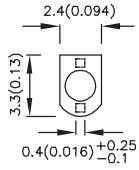

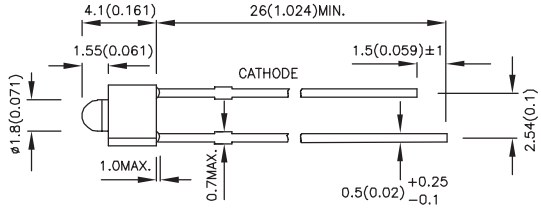

LUR61D-A	GaAsP/GaP(Red)	627	*4	*7	70°	Red Diffused
LUY61D-A	GaAsP/GaP(Yellow)	590	*4	*7	70°	Yellow Diffused
LUG61D-A	GaP(Green)	565	*6	*11	70°	Green Diffused

3mm

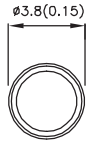

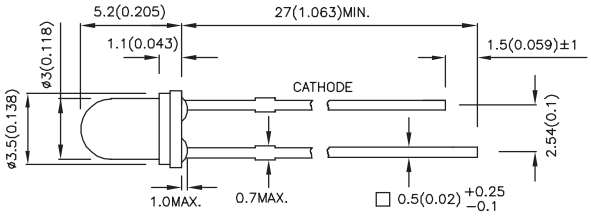

LUR65D	GaAsP/GaP(Red)	627	*8	*15	60°	Red Diffused
LUY65D	GaAsP/GaP(Yellow)	590	*6	*14	60°	Yellow Diffused
LUG65D	GaP(Green)	565	*15	*24	60°	Green Diffused

3mm

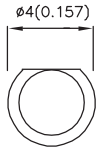

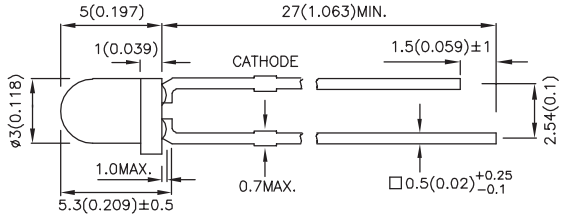

LUR34D	GaAsP/GaP(Red)	627	*6	*14	60°	Red Diffused
LUY34D	GaAsP/GaP(Yellow)	590	*8	*14	60°	Yellow Diffused
LUG34D	GaP(Green)	565	*12	*24	60°	Green Diffused

3mm

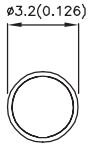

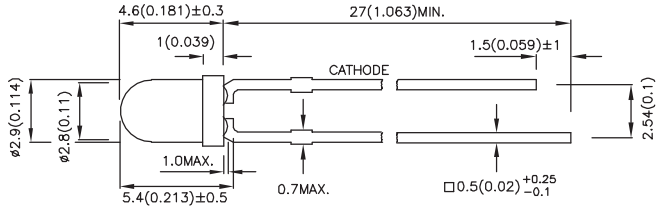

LUR11D	GaAsP/GaP(Red)	627	*10	*19	50°	Red Diffused
LUY11D	GaAsP/GaP(Yellow)	590	*8	*14	50°	Yellow Diffused
LUG11D	GaP(Green)	565	*10	*24	50°	Green Diffused
LM2MR11D	AlGaInP(Red)	660	200	497	50°	Red Diffused
LM2MR11W	AlGaInP(Red)	660	750	1495	30°	Water Clear
LMDK11D	AlGaInP(Red)	645	120	238	50°	Red Diffused
LMDK11W	AlGaInP(Red)	645	400	895	30°	Water Clear
LM2CRK11W	AlGaInP(Red)	640	1300	2490	30°	Water Clear
LMOK11W	AlGaInP(Orange)	610	700	1395	30°	Water Clear
LM2MOK11W	AlGaInP(Orange)	611	4200	6990	30°	Water Clear
LMYK11D	AlGaInP(Yellow)	590	400	795	50°	Yellow Diffused
LMYK11W	AlGaInP(Yellow)	590	650	1145	30°	Water Clear
LM2CYK11W	AlGaInP(Yellow)	590	1600	2590	30°	Water Clear
LDGK11W	InGaN(Green)	515	5000	7990	30°	Water Clear
LM2DG11W	InGaN(Green)	520	8000	13990	30°	Water Clear
LCBD11D	InGaN(Blue)	460	480	995	50°	Blue Diffused
LCBD11W	InGaN(Blue)	460	900	1590	30°	Water Clear
LFBB11W	InGaN(Blue)	465	2100	3690	30°	Water Clear

1. Dimension Unit: mm(inches), Tolerance: ±0.25mm (0.01").
2. Luminous intensity value and wavelength are in accordance with CIE127-2007 standards.
3. We reserve the right to make changes at any time to enhance the design and / or performance of the product.

Part Number	Chip Structure (Emitted Color)	λpeak (nm)	Intensity(mcd) I_F=20mA,10mA*		Viewing Angle 2θ1/2	Lens
			Min.	Typ.		
5mm 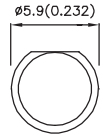 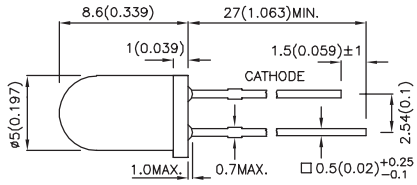						
LUR12D	GaAsP/GaP(Red)	627	*18	*39	30°	Red Diffused
LUY12D	GaAsP/GaP(Yellow)	590	*10	*24	30°	Yellow Diffused
LUG12D	GaP(Green)	565	*15	*29	30°	Green Diffused
LM2MR12D	AlGaInP(Red)	660	300	597	30°	Red Diffused
LM2MR12W	AlGaInP(Red)	660	900	1790	20°	Water Clear
LMDK12D	AlGaInP(Red)	645	300	647	30°	Red Diffused
LMDK12W	AlGaInP(Red)	645	900	1295	20°	Water Clear
LM2CRK12W	AlGaInP(Red)	640	3600	5990	20°	Water Clear
LMOK12W	AlGaInP(Orange)	610	1300	2090	20°	Water Clear
LM2MOK12W	AlGaInP(Orange)	611	4500	6990	20°	Water Clear
LMYK12D	AlGaInP(Yellow)	590	600	995	30°	Yellow Diffused
LMYK12W	AlGaInP(Yellow)	590	1800	2990	20°	Water Clear
LM2CYK12W	AlGaInP(Yellow)	590	4000	5990	20°	Water Clear
LDGK12W	InGaN(Green)	515	7000	11990	20°	Water Clear
LM2DG12W	InGaN(Green)	520	12000	18990	20°	Water Clear
LCBD12D	InGaN(Blue)	460	600	995	30°	Blue Diffused
LCBD12W	InGaN(Blue)	460	1900	3590	20°	Water Clear
LFBB12W	InGaN(Blue)	465	3500	5990	20°	Water Clear
5mm Round 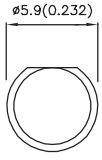 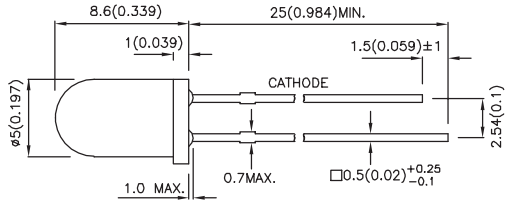						
LM2CRK14W	AlGaInP(Red)	640	1500	2890	30°	Water Clear
LM2CYK14W	AlGaInP(Yellow)	590	1700	2890	30°	Water Clear
LM2DG14W	InGaN(Green)	520	5500	11990	30°	Water Clear
LFBB14W	InGaN(Blue)	465	1500	2990	30°	Water Clear
5mm Round 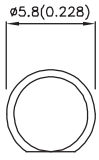 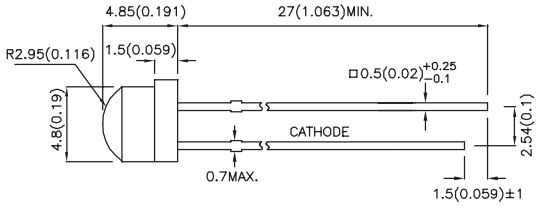						
LM2CRK169W	AlGaInP(Red)	640	300	597	130°	Water Clear
LM2CYK169W	AlGaInP(Yellow)	590	300	597	130°	Water Clear
LM2DG169W	InGaN(Green)	520	1900	2590	70°	Water Clear
LFBB169W	InGaN(Blue)	465	500	1095	70°	Water Clear
10mm 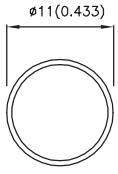 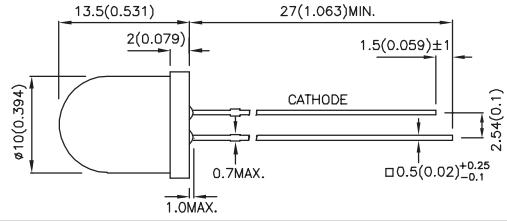						
LUR01D	GaAsP/GaP(Red)	627	36	79	30°	Red Diffused
LMR01DE	GaAlAs(Red)	655	120	198	30°	Red Diffused
LUY01D	GaAsP/GaP(Yellow)	590	18	49	30°	Yellow Diffused
LUG01D	GaP(Green)	565	20	59	30°	Green Diffused

1. Dimension Unit: mm(inches), Tolerance: ±0.25mm (0.01").
2. Luminous intensity value and wavelength are in accordance with CIE127-2007 standards.
3. We reserve the right to make changes at any time to enhance the design and / or performance of the product.

OVAL

Part Number	Chip Structure (Emitted Color)	λpeak (nm)	Intensity(mcd) I_F=20mA		Viewing Angle 2θ1/2	Lens
			Min.	Typ.		

5mm Oval

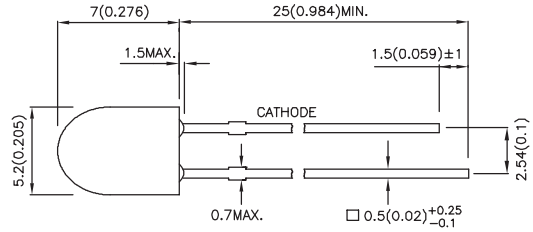

LM2CRK20DLSDLCR	AlGaInP(Red)	640	500	995	80°(H)40°(V)	Red Semi Diffused
LM2CYK20DLSDLCR	AlGaInP(Yellow)	590	500	1395	80°(H)40°(V)	Yellow Semi Diffused
LDGK20DLSDLCR	InGaN(Green)	515	1500	2590	80°(H)40°(V)	Green Semi Diffused
LFBB20DLSDLCR	InGaN(Blue)	465	700	1195	80°(H)40°(V)	Blue Semi Diffused
LM2CRK20W	AlGaInP(Red)	640	1300	2490	70°(H)30°(V)	Water Clear
LM2CYK20W	AlGaInP(Yellow)	590	1600	2590	70°(H)30°(V)	Water Clear
LDGK20W	InGaN(Green)	515	2300	3590	70°(H)30°(V)	Water Clear
LFBB20W	InGaN(Blue)	465	1600	2190	70°(H)30°(V)	Water Clear

RECTANGULAR

Part Number	Chip Structure (Emitted Color)	λpeak (nm)	Intensity(mcd) I_F=10mA		Viewing Angle 2θ1/2	Lens
			Min.	Typ.		

2x5mm

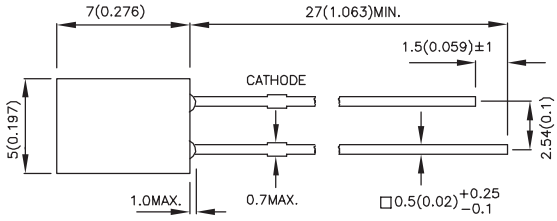

SUR18D	GaAsP/GaP(Red)	627	2	3.8	140°	Red Diffused
SUY18D	GaAsP/GaP(Yellow)	590	1.2	3.8	140°	Yellow Diffused
SUG18D	GaP(Green)	565	1.2	4.8	140°	Green Diffused

SIDE EMITTING

Part Number	Chip Structure (Emitted Color)	λpeak (nm)	Intensity(mcd) I_F=20mA		Viewing Angle 2θ1/2	Lens
			Min.	Typ.		

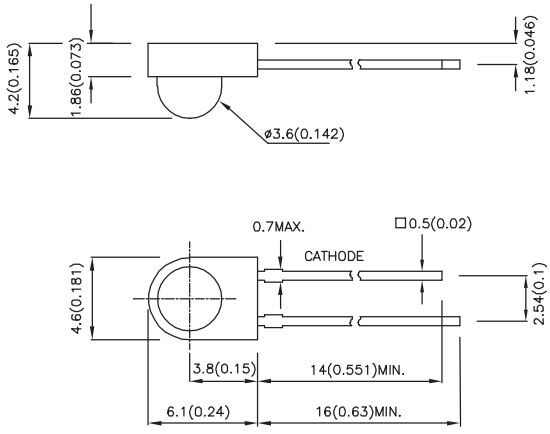

SUR92D	GaAsP/GaP(Red)	627	5	9	70°	Red Diffused
SUY92D	GaAsP/GaP(Yellow)	590	3	7	70°	Yellow Diffused
SMG92D	GaP(Green)	565	3	6	70°	Green Diffused

1. Dimension Unit: mm(inches), Tolerance: ±0.25mm (0.01").
2. Luminous intensity value and wavelength are in accordance with CIE127-2007 standards.
3. We reserve the right to make changes at any time to enhance the design and / or performance of the product.

SQUARE

Part Number	Chip Structure (Emitted Color)	λpeak (nm)	Intensity(mcd) I_F=20mA Min.	Intensity(mcd) I_F=20mA Typ.	Viewing Angle 2θ1/2	Lens
3x3mm Square (Ice Cube) 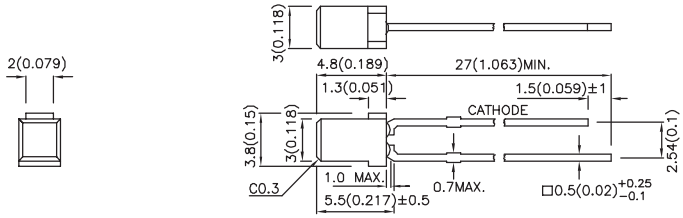						
SMDK43MB	AlGaInP(Red)	645	20	39	140°	White Triple Diffused
SMOK43MB	AlGaInP(Orange)	610	25	59	140°	White Triple Diffused
SMYK43MB	AlGaInP(Yellow)	590	40	98	140°	White Triple Diffused
SVG43MB	AlGaInP(Green)	574	12	19	140°	White Triple Diffused
SDG43MB	InGaN(Green)	515	120	248	140°	White Triple Diffused
SCBD43MB	InGaN(Blue)	460	20	59	140°	White Triple Diffused
5x5mm Square (Ice Cube) 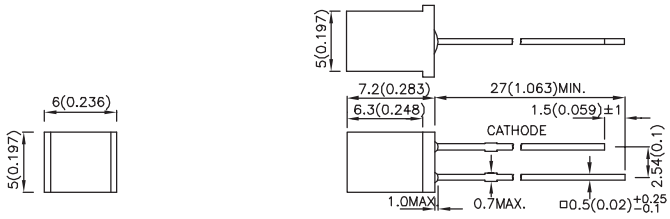						
SMDK23MB	AlGaInP(Red)	645	12	29	140°	White Triple Diffused
SMOK23MB	AlGaInP(Orange)	610	20	49	140°	White Triple Diffused
SMYK23MB	AlGaInP(Yellow)	590	20	49	140°	White Triple Diffused
SDG23MB	InGaN(Green)	515	70	178	140°	White Triple Diffused
SCBD23MB	InGaN(Blue)	460	12	29	140°	White Triple Diffused

FLAT TOP

Part Number	Chip Structure (Emitted Color)	λpeak (nm)	Intensity(mcd) I_F=10mA Min.	Intensity(mcd) I_F=10mA Typ.	Viewing Angle 2θ1/2	Lens
2mm 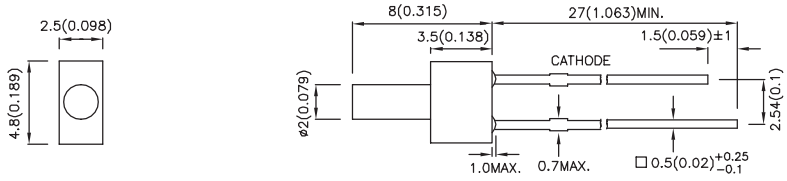						
LUR13D	GaAsP/GaP(Red)	627	6	11	50°	Red Diffused
LUY13D	GaAsP/GaP(Yellow)	590	4	7	50°	Yellow Diffused
LUG13D	GaP(Green)	565	6	11	50°	Green Diffused

BI-COLOR & BI-POLAR

Part Number	Chip Structure (Emitted Color)	λpeak (nm)	Intensity(mcd) I_F=20mA Min.	Intensity(mcd) I_F=20mA Typ.	Viewing Angle 2θ1/2	Lens
3mm Round 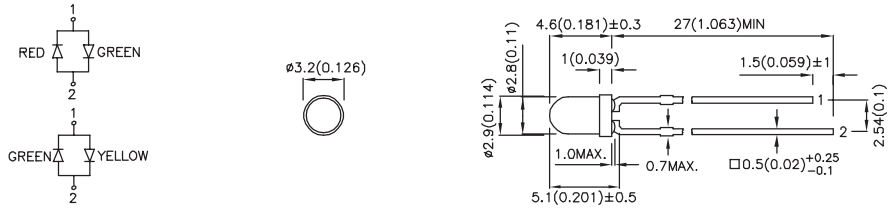						
LUGR37M	GaAsP/GaP(Red)	627	4	9	60°	White Diffused
	GaP(Green)	565	6	13		
LUGY37M	GaP(Green)	565	6	13	60°	White Diffused
	GaAsP/GaP(Yellow)	590	4	7		

1. Dimension Unit: mm(inches), Tolerance: ±0.25mm (0.01").
2. Luminous intensity value and wavelength are in accordance with CIE127-2007 standards.
3. We reserve the right to make changes at any time to enhance the design and / or performance of the product.

Part Number	Chip Structure (Emitted Color)	λpeak (nm)	Intensity(mcd) I_F=20mA Min.	Typ.	Viewing Angle 2θ1/2	Lens
3mm Round						
LUGR29M	GaAsP/GaP(Red)	627	10	29	60°	White Diffused
	GaP(Green)	565	20	39		
LUGY29M	GaP(Green)	565	15	39	60°	White Diffused
	GaAsP/GaP(Yellow)	590	10	14		
3mm Round						
LUGR34M	GaAsP/GaP(Red)	627	8	15	60°	White Diffused
	GaP(Green)	565	20	39		
LMDKVG34M	AlGaInP(Red)	645	80	158	60°	White Diffused
	AlGaInP(Green)	574	60	158		
LMDKCBD34M	AlGaInP(Red)	645	80	158	60°	White Diffused
	InGaN(Blue)	460	100	198		
LUGY34M	GaP(Green)	565	15	29	60°	White Diffused
	GaAsP/GaP(Yellow)	590	10	19		
5mm Round						
LUGR58M	GaAsP/GaP(Red)	627	6	13	30°	White Diffused
	GaP(Green)	565	12	29		
LUGY58M	GaP(Green)	565	12	29	30°	White Diffused
	GaAsP/GaP(Yellow)	590	4	9		
5mm Round						
LUGR59M	GaAsP/GaP(Red)	627	20	39	30°	White Diffused
	GaP(Green)	565	20	59		
LMDKVG59M	AlGaInP(Red)	645	80	198	30°	White Diffused
	AlGaInP(Green)	574	80	178		
LMDKVG59MCA	AlGaInP(Red)	645	18	39	60°	White Diffused
	AlGaInP(Green)	574	8	19		
LMDKCBD59M	AlGaInP(Red)	645	80	198	30°	White Diffused
	InGaN(Blue)	460	200	347		
LUGY59M	GaP(Green)	565	50	98	30°	White Diffused
	GaAsP/GaP(Yellow)	590	20	39		

1. Dimension Unit: mm(inches), Tolerance: ±0.25mm (0.01").
2. Luminous intensity value and wavelength are in accordance with CIE127-2007 standards.
3. We reserve the right to make changes at any time to enhance the design and / or performance of the product.

BI-COLOR & BI-POLAR

Part Number	Chip Structure (Emitted Color)	λpeak (nm)	Intensity(mcd) I_F=20mA Min	Intensity(mcd) I_F=20mA Typ	Viewing Angle 2θ1/2	Lens
2x5mm Rectangular 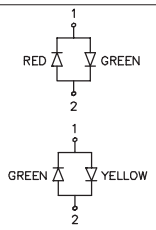 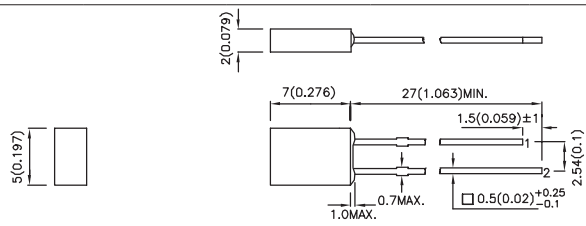						
SUGR18M	GaAsP/GaP(Red)	627	1.2	3.8	140°	White Diffused
	GaP(Green)	565	2	5		
SUGY18M	GaP(Green)	565	2	5	140°	White Diffused
	GaAsP/GaP(Yellow)	590	2	3.8		

Part Number	Chip Structure (Emitted Color)	λpeak (nm)	Intensity(mcd) I_F=20mA Min	Intensity(mcd) I_F=20mA Typ	Viewing Angle 2θ1/2	Lens
2x5mm Rectangular 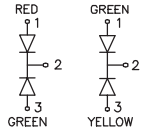 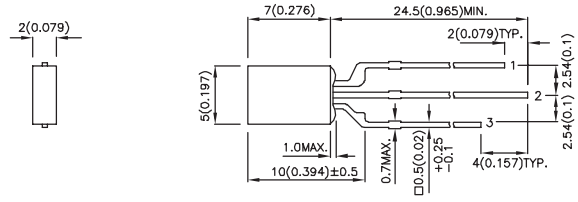						
SUGR47M	GaAsP/GaP(Red)	627	4	9	140°	White Diffused
	GaP(Green)	565	3	8		
SMDKVG47M	AlGaInP(Red)	645	30	54	140°	White Diffused
	AlGaInP(Green)	574	15	29		
SUGY47M	GaP(Green)	565	8	19	140°	White Diffused
	GaAsP/GaP(Yellow)	590	4	6		

BLINKING

Part Number	Chip Structure (Emitted Color)	λpeak (nm)	Intensity(mcd) V=9V Min.	Intensity(mcd) V=9V Typ.	Viewing Angle 2θ1/2	Lens
5mm Round 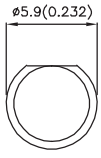 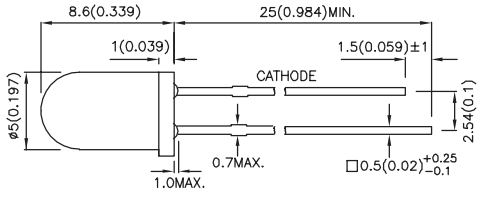						
BUR53D	GaAsP/GaP(Red)	627	12	24	60°	Red Diffused
BMR53D	GaAlAs(Red)	655	40	79	60°	Red Diffused
BUY53D	GaAsP/GaP(Yellow)	590	12	19	60°	Yellow Diffused
BUG53D	GaP(Green)	565	15	29	60°	Green Diffused

SUPER FLUX

Part Number	Chip Structure (Emitted Color)	λpeak (nm)	Intensity(mcd) I_F=70mA,30mA* Min.	Intensity(mcd) I_F=70mA,30mA* Typ.	Viewing Angle 2θ1/2	Lens
7.62x7.62mm 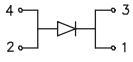 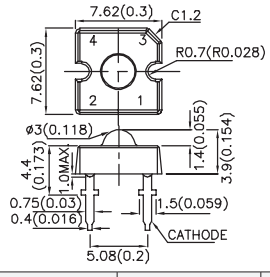 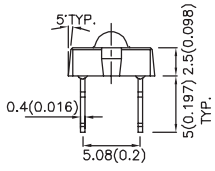						
SM2CRK983W	AlGaInP(Red)	640	2700	4490	70°	Water Clear
SM2CYK983W	AlGaInP(Yellow)	590	3100	4990	70°	Water Clear
SM2DG983W	InGaN(Green)	520	*3600	*5990	40°	Water Clear
SFBB983W	InGaN(Blue)	465	*900	*1195	40°	Water Clear

1. Dimension Unit: mm(inches), Tolerance: ±0.25mm (0.01").
2. Luminous intensity value and wavelength are in accordance with CIE127-2007 standards.
3. We reserve the right to make changes at any time to enhance the design and / or performance of the product.